


TS560S8B 144 half-cell half-cut mono perc 540 - 560W



KEY FEATURES



Half-cut cell technology

New circuit design, lower internal current, lower Rs loss
Ga-doped wafer, attenuation < 2% (1st year) / < 0.55% (linear)



Significantly lower the risk of hot spot

Special circuit design with much lower hot spot temperature



Lower LCOE

2% more power generation, lower LCOE



Excellent Anti-PID performance

2 times of industry standard Anti-PID test by TUV SUD



IP68 junction box

High waterproof level

SYSTEM & PRODUCT CERTIFICATES

- IEC 61215 / IEC 61730 / UL 61730
- ISO 9001: 2015 Quality Management System
- ISO 14001: 2015 Environment Management System
- ISO 45001: 2018 Occupational Health and Safety Management Systems



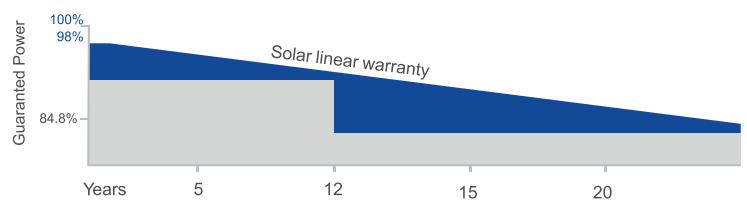
PERFORMANCE WARRANTY

12 years
Quality
assurance

25 years
Power output
guarantee

Linear Performance Warranty

Standard Performance Warranty



ELECTRICAL PARAMETERS

Performance at STC (Power Tolerance 0 ~ +3%)

Maximum Power (Pmax/W)	540	545	550	555	560
Operating Voltage (Vmpp/V)	41.9	42.0	42.1	42.2	42.3
Operating Current (Impp/A)	12.89	12.98	13.07	13.16	13.25
Open-Circuit Voltage (Voc/V)	49.7	49.8	49.9	50.0	50.1
Short-Circuit Current (Isc/A)	13.62	13.71	13.80	13.89	13.98
Module Efficiency $\eta_m(\%)$	21.1	21.3	21.5	21.6	21.7

Performance at NMOT

Maximum Power (Pmax/W)	402	405	409	413	417
Operating Voltage (Vmpp/V)	39.0	39.1	39.2	39.3	39.4
Operating Current (Impp/A)	10.30	10.37	10.44	10.51	10.58
Open-Circuit Voltage (Voc/V)	46.5	46.6	46.7	46.8	46.9
Short-Circuit Current (Isc/A)	10.98	11.05	11.12	11.19	11.26

STC: Irradiance 1000W/m², Cell Temperature 25°C, Air Mass AM1.5

NMOT: Irradiance at 800W/m², Ambient Temperature 20°C, Air Mass AM1.5, Wind Speed 1m/s

MECHANICAL SPECIFICATION

Cell Type	Monocrystalline
Cell Dimensions	182*182mm
Cell Arrangement	144 (6*24)
Weight	29kg (63.9lbs.)
Module Dimensions	2278*1134*30mm(89.69*44.65*1.18inches)
Cable Length	Portrait 300mm/Landscape 1200mm/Customized
Cable Cross Section Size	TUV: 4mm ² (0.006inches ²)/UL: 12AWG
Front Glass	3.2mm (0.13inches) AR Coating Tempered Glass
No. of Bypass Diodes	3/6
Packing Configuration (1)	36pcs/carton,720pcs/40hq
Packing Configuration (for USA)	36pcs/carton,720pcs/40hq
Frame	Anodized Aluminium Alloy
Junction Box	IP68

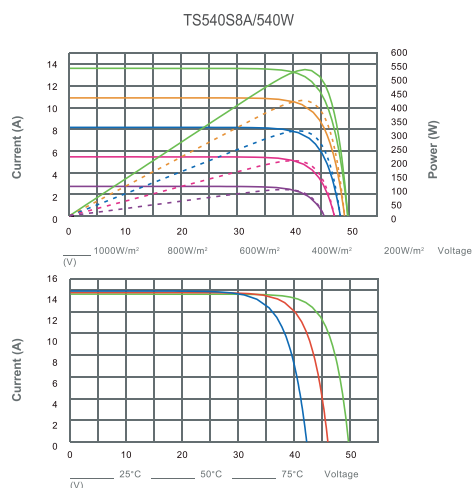
OPERATING CONDITIONS

Maximun System Voltage	1000V/1500V/DC(IEC)
Operating Temperature	-40°C ~ +85°C
Maximun Series Fuse	25A
Static Loading	Snow Loading: 5400Pa/ Wind Loading: 2400Pa
Conductivity at Ground	≤0.1Ω
Safety Class	II
Resistance	≥100MΩ
Connector	T01/LJQ-3-CSY/MC4/MC4-EVO2

TEMPERATURE COEFFICIENT

Temperature Coefficient Pmax	-0.36%/°C
Temperature Coefficient Voc	-0.26%/°C
Temperature Coefficient Isc	+0.043%/°C
NMOT	43±2°C

I-V CURVE



TECHNICAL DRAWINGS

